



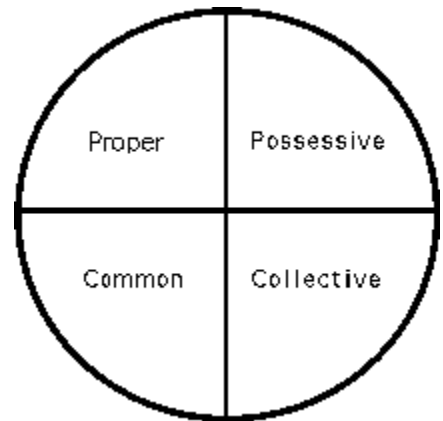
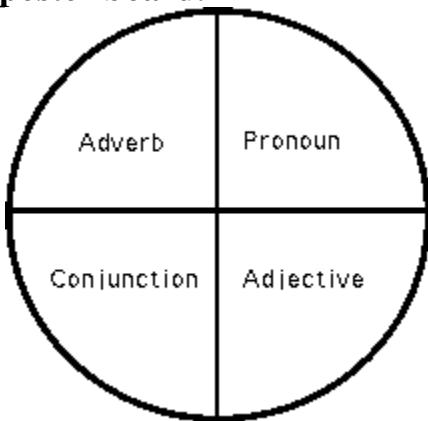
Grammar Wheels



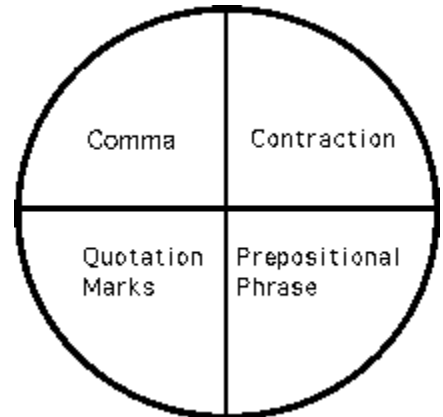
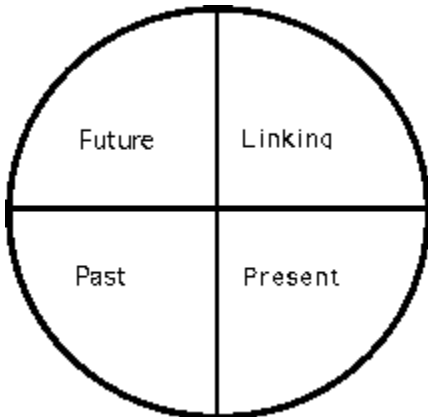
Grammar Wheels is an activity designed to give students practice writing sentences containing particular grammatical elements.

Directions:

- A. Make the following wheels on heavy cardboard or poster board. I like to make each wheel as a separate entity, although you may want to place all on a single poster board.



- B. Laminate the wheels for durability.



- C. Place a spinner in the center of each.
D. Direct each student to have a piece of paper and a writing utensil.

- E. Display the wheels in a prominent place in the classroom. I like to attach them to the chalkboard.**
- F. Invite a student to come to the board and spin the first wheel.**
- G. Invite another to do the second, another the third, and a fourth to spin the final.**
- H. Announce the selections and write them on the board.**
- I. Instruct the students to write a sentence that contains all of the selected grammatical elements.**
- J. Check their work and award points for correct answers.**
- K. Award a small prize to the student who has the most points at the end of the activity.**

Variations:

- **Begin with only one wheel and progress to additional ones.**
- **Spin the wheels to determine the students' homework for an evening.**
- **Allow students to suggest additional topics for inclusion on a wheel. Then create wheels using their suggestions.**

Thu: Teacher's DeskThu: Teacher's DeskThu: Teacher's DeskThu: Teacher's DeskThu: Teacher's Desk

Return to the [Lesson PLans](#) page.
Return to [The Teacher's Desk](#).

Last updated March 9, 1997