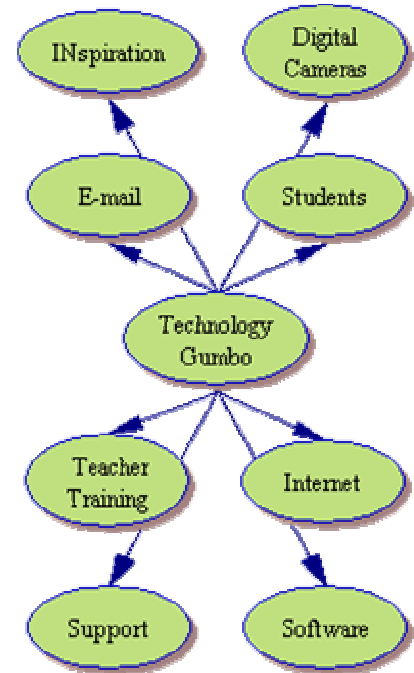
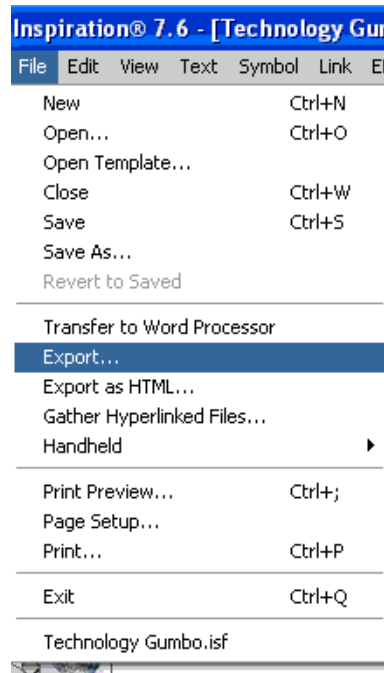


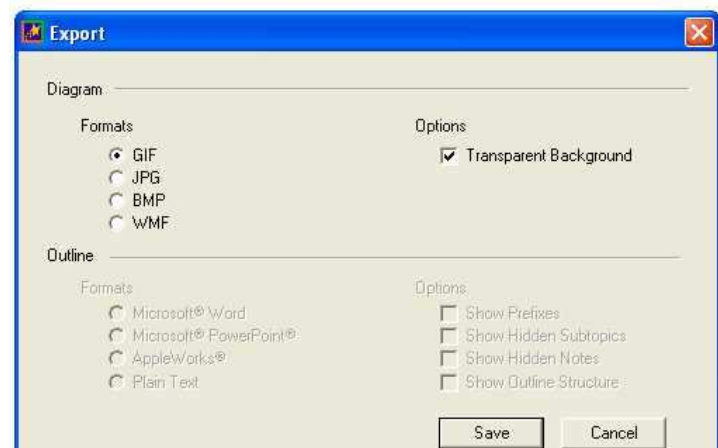
## Quick Tips for Saving an Inspiration Chart as a Picture

In order to transfer an Inspiration Chart into another program, you will need to save the picture as a GIF. In order to do that, you will need to follow the following steps:

1. Create your Inspiration
2. Go to file Export



3. You will see this screen:
4. Choose the GIF format
5. Click on Save
6. Save as normal
7. Open in another program as normal



\*Note: This is only saving the image. You cannot edit this once you have saved it as a gif. Also, you will probably want to save the file as normal, as you have only saved the image.